



# Louisiana Medicaid Management Information System (LMMIS)

## NPI Legacy Search Application User Manual

Date Created: 04/04/2017  
Date Modified: 11/11/2020

Prepared By  
Technical Communications Group

## Copyright and Disclosure Statement

<https://gainwelltechnologies.com/copyright/>

Exercise caution to ensure the use of this information and/or software material complies with the laws, rules, and regulations of the jurisdictions with the respect to which it is used. The information contained herein is subject to change without notice upon LDH approval. Revisions may be issued to advise of such changes and/or additions.

All rights reserved. This document may be copied.

## PROJECT INFORMATION

<b>Document Title</b>	Louisiana Medicaid Management Information System (LMMIS) – NPI Legacy Search Application User Manual		
<b>Author</b>	Technical Communications Group, Gainwell Technologies LMMIS QA		
	<b>Revision History</b>		
<b>Date</b>	<b>Description of Change</b>	<b>LIFT</b>	<b>By</b>
<b>04/04/2017</b>	Initial draft		J. Lavigne
<b>09/04/2018</b>	Updated as per LAMedicaid Secure Redesign	10733	J. Lavigne
<b>12/03/2018</b>	Updated as per DXC Rebranding LIFT	11467	J. Lavigne
<b>07/16/2020</b>	Updated screenshots for LAMedicaid Unsecure Redesign	11689	J. Lavigne
<b>11/11/2020</b>	Updated document as per Gainwell Rebrand.	12081	J. Lavigne

## TABLE OF CONTENTS

1.0	OVERVIEW .....	1
2.0	ACCESSING THE APPLICATION.....	2
3.0	USING THE APPLICATION.....	8
3.1	Search by Legacy Provider ID .....	9
3.2	Search by NPI.....	12

## 1.0 OVERVIEW

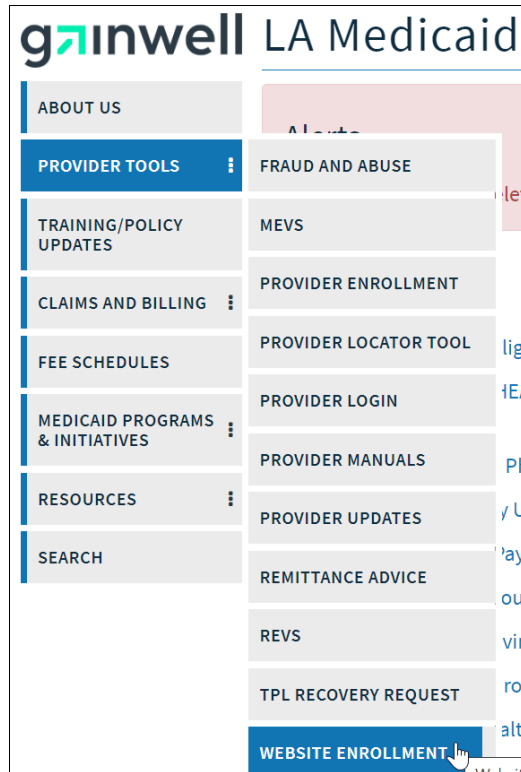
The NPI Legacy Search application has been developed for Louisiana Medicaid Providers to Cross Reference Legacy Provider IDs and National Provider Identifiers (NPI).

The screenshot shows the user interface of the Louisiana Medicaid NPI Legacy Search application. At the top, there is a dark blue header with the Louisiana Department of Health logo and a 'BACK TO LDH' button. Below this is a large white banner with the text 'LOUISIANA MEDICAID'. A blue breadcrumb trail indicates the user's location: 'You are here : Louisiana Medicaid > My Applications > NPI Legacy Search'. The main content area features the 'gainwell' logo and the title 'NPI / Legacy Provider ID Cross Reference Search', with a 'PRINT' button on the right. On the left, a 'My Account' menu lists 'My Profile', 'My Applications', 'Logout', and 'Help'. The central search area includes a prompt 'Enter Legacy Provider ID or NPI to Search', two input fields labeled 'Medicaid ID:' and 'NPI:', and two buttons: 'CLEAR' and 'SEARCH'.

## 2.0 ACCESSING THE APPLICATION

This section provides information on how to access the NPI Legacy Search application via Provider Login. It includes instructions on how to establish an online account with Louisiana Medicaid and complete the Login ID and password process.

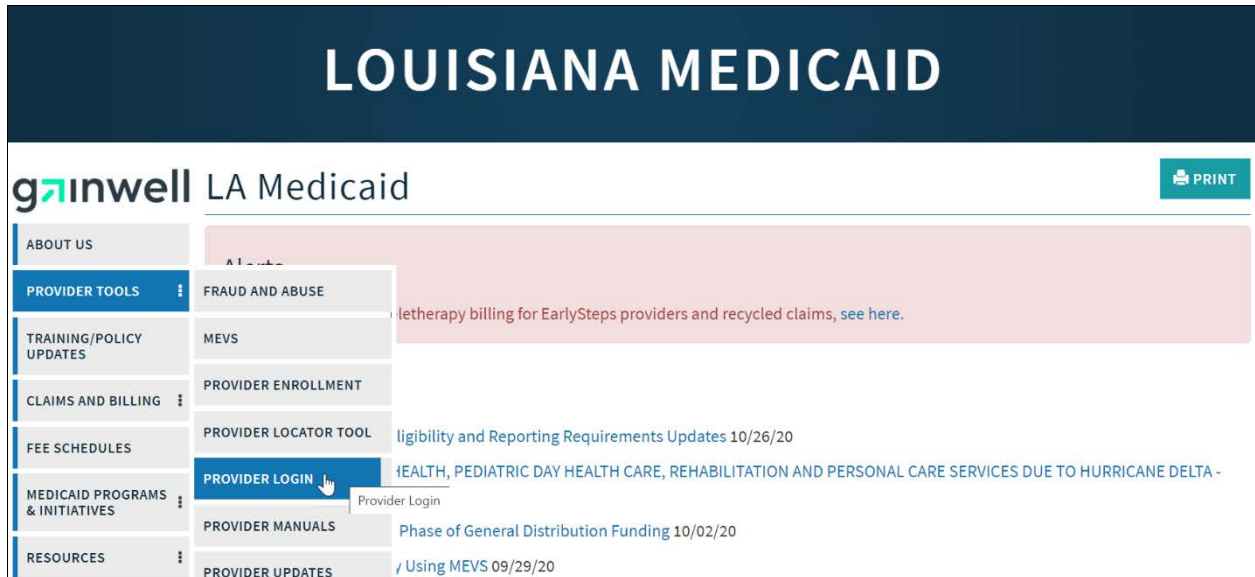
The Louisiana Department of Health (LDH) determines who is an authorized user defining all user access capabilities. Directions for establishing a valid online provider account are available on the Louisiana Medicaid website at [www.lamedicaid.com](http://www.lamedicaid.com) under the **Website Enrollment** link located under **Provider Tools** on the left side of the main menu.



Providers who are experiencing difficulty in establishing an account or with the application may contact the Gainwell Technologies **Technical Support Desk at 1-877-598-8753**, Monday – Friday 8:00 a.m. – 5:00 p.m. CT or request support by e-mailing [lasupport@dxc.com](mailto:lasupport@dxc.com).

In order to access the **NPI Legacy Search application**, or any other secure application, users must navigate through the Provider Login section of the Louisiana Medicaid web site.

Open a web browser and enter the URL for Louisiana Medicaid at [www.lamedicaid.com](http://www.lamedicaid.com). Click the **Provider Login** link under **Provider Tools** on the left side of the main menu to continue.



At the Provider Login screen, users may read through the Notice to Users. In order to continue, users must enter their 10-digit National Provider Identifier (NPI) or 7-Digit Medicaid Provider ID in the field provided and enter the characters from the CAPTCHA image before clicking the **Next** button.

# LOUISIANA MEDICAID

You are here : Louisiana Medicaid > Provider Login


**gainwell** Provider LoginPRINT

[Help](#)

Please enter your 10-digit National Provider Identifier (NPI) or 7-Digit Medicaid Provider ID

*Note: Non-FFS Behavioral Health Providers should use their NPI to login.*

For security purposes, please enter the characters from the CAPTCHA image



**NOTICE TO USERS**

This is Louisiana's Medicaid information and is the property of Gainwell Technologies and Louisiana Department of Health. It is for authorized use only. **Users (authorized or unauthorized) have no explicit or implicit expectation of privacy.**

Any or all uses of this website and all files on this system may be intercepted, monitored, recorded, copied, audited, inspected, and disclosed to authorized site, Louisiana Department of Health, and law enforcement personnel, as well as authorized officials of other agencies, both domestic and foreign. **By using this system, the user consents to such interception, monitoring, recording, copying, auditing, inspection, and disclosure at the discretion of authorized site or Louisiana Department of Health.**

Unauthorized or improper use of this website may result in administrative disciplinary action and civil and criminal penalties. **By continuing to access this website you indicate your awareness of and consent to these terms and conditions of use. LOG OFF IMMEDIATELY if you do not agree to the conditions stated in this warning.**

NEXT



At the User Login screen, users must input their Login ID and Password before clicking the **Next** button to continue.

**Note:** Login ID and Password are case sensitive.

**LOUISIANA MEDICAID**

You are here : LAMedicaid.com

## User Login

Please enter your Restricted Applications' Login ID and Password.  
Remember the Login ID and Password are case sensitive.

**Login ID**

**Password**

**Need help?**

- [Forgot Your Login ID?](#)
- [Forgot Your Password?](#)
- [Forgot login ID and Password?](#)

[PREVIOUS](#) [NEXT](#) ←

Users will be directed to the Provider Applications page where they can access their authorized applications.

You are here : LAMedicaid.com

## Provider Applications PRINT

The application(s) listed below are for authorized use only. Click on an application link to access the application.

**Provider Applications**

- LAMEDICAID.COM Fact Sheet

**Claim Check**

- Clear Claim Connection

**Restricted Provider Applications**

- Batch Eligibility Verification System
- Batch Eligibility Verification System Pilot
- Claim Status Inquiry (5010 Version)
- EFT Authorization
- Electronic Clinical Data Inquiry - ICD10
- Electronic Clinical Data Inquiry - ICD9
- Electronic Prior Authorization
- Electronic Remit 835
- Friends and Family
- Healthy Louisiana (Previously Bayou Health) Applications
- Medicaid Eligibility Verification System
- National Provider Identifier
- NPI Legacy Search
- Online 1099
- OSS Checks
- PA Requests for Case Managers
- PACE 820 Report System
- Prescriber Practices and Diabetes Management Admin
- Provider Locator Information
- SMO Applications
- Submitter Claims Denied All 9
- Submitter Contact Information
- Submitter Linked Providers
- Weekly Remittance Advices

---

Once logged in, the Provider Applications Area screen is displayed. Click the **NPI Legacy Search** link to continue.



**Note:** The list of applications shown here is comprehensive; therefore you may not see as many options on the Provider Applications page.

### **New Functionality**

Please note that with the new redesign, backwards navigation throughout any application can be done by clicking on the breadcrumb trail located on the blue ribbon at the top of any screen.

Users also have access to a **Print** screen button located on the top right hand corner of every screen.



### 3.0 USING THE APPLICATION

The NPI Legacy Search application has been developed for Louisiana Medicaid Providers to Cross Reference Legacy Provider IDs and National Provider Identifiers (NPI).

The screenshot shows the web application interface for the Louisiana Department of Health. At the top left, there is the Louisiana Department of Health logo and the text "LOUISIANA DEPARTMENT OF HEALTH". To the right of this is a teal button with a left-pointing arrow and the text "BACK TO LDH". Below this is a large dark blue banner with the text "LOUISIANA MEDICAID" in white. Underneath the banner is a blue breadcrumb trail: "You are here : Louisiana Medicaid > My Applications > NPI Legacy Search". The main content area has a white background. On the left, there is a "My Account" section with links for "My Profile", "My Applications", "Logout", and "Help". To the right of this is the search interface, which includes the "gainwell" logo, the title "NPI / Legacy Provider ID Cross Reference Search", and a teal "PRINT" button. Below the title is a text input field with the placeholder "Enter Legacy Provider ID or NPI to Search". Underneath this are two input fields: "Medicaid ID:" followed by a text box, and "NPI:" followed by a text box. At the bottom of the search area are two teal buttons: "CLEAR" and "SEARCH".

Users may search Providers by Legacy Provider ID or NPI.

### 3.1 Search by Legacy Provider ID

In order to search Providers by Legacy Provider ID, enter the 7-digit Medicaid ID in the **Medicaid ID** field, and then click the **Search** button.

#### NPI / Legacy Provider ID Cross Reference Search PRINT

Enter Legacy Provider ID or NPI to Search

Medicaid ID:  NPI:

CLEAR SEARCH

If the Provider is not on file, the user will be prompted with the following message:  
**MedicaidID ##### is not on File**

### NPI / Legacy Provider ID Cross Reference Search PRINT

Enter Legacy Provider ID or NPI to Search

Medicaid ID:  NPI:

CLEAR SEARCH

MedicaidID 9999999 is not on File

If the Provider is on file, their information is displayed beneath the search in a table.

### NPI / Legacy Provider ID Cross Reference Search PRINT

Enter Legacy Provider ID or NPI to Search

Medicaid ID:  NPI:

CLEAR
SEARCH

Legacy Provider	NPI	Name	Taxonomy or Zip Code Tie Breaker	Provider Type	Provider Specialty	Enrollment Begin	Enrollment End

■ Provider Types: 33, 56, PO and IP cannot be used as 'Attending' on the claim.  
■ Any Provider Type with Specialty of '70', cannot be used as the 'Attending, Ordering, Prescribing or Rendering'.

Provider information includes the following in separate fields along with any other Provider Specific notes in red below the table:

- Legacy Provider Number
- NPI
- Name
- Taxonomy or Zip Code Tie Breaker
- Provider Type
- Provider Specialty
- Enrollment Begin Date
- Enrollment End Date

In order to begin another search, users may click the **Clear** button to clear the input fields and start the process over.

### 3.2 Search by NPI

In order to search Providers by NPI, enter the 10-digit NPI number in the **NPI** field, and then click the **Search** button.

The screenshot shows a web interface titled "NPI / Legacy Provider ID Cross Reference Search". In the top right corner, there is a teal button with a printer icon and the text "PRINT". Below the title, the instruction "Enter Legacy Provider ID or NPI to Search" is displayed. There are two input fields: "Medicaid ID:" followed by an empty text box, and "NPI:" followed by a text box containing the number "9999999999". Below these fields are two teal buttons: "CLEAR" and "SEARCH". A mouse cursor is positioned over the "SEARCH" button.



If the Provider is not on file, the user will be prompted with the following message:  
**No Providers were found with NPI=#####**

### NPI / Legacy Provider ID Cross Reference Search PRINT

Enter Legacy Provider ID or NPI to Search

Medicaid ID:  NPI:

CLEAR SEARCH

**No Providers were found with NPI=999999999**

If the Provider is on file, their information is displayed beneath the search in a table.

### NPI / Legacy Provider ID Cross Reference Search PRINT

Enter Legacy Provider ID or NPI to Search

Medicaid ID:  NPI:

CLEAR SEARCH

Legacy Provider	NPI	Name	Taxonomy or Zip Code Tie Breaker	Provider Type	Provider Specialty	Enrollment Begin	Enrollment End

■ Provider Types: 33, 56, PO and IP cannot be used as 'Attending' on the claim.  
■ Any Provider Type with Specialty of '70', cannot be used as the 'Attending, Ordering, Prescribing or Rendering'.

Provider information includes the following in separate fields along with any other Provider Specific notes in red below the table:

- Legacy Provider Number
- NPI
- Name
- Taxonomy or Zip Code Tie Breaker
- Provider Type
- Provider Specialty
- Enrollment Begin Date
- Enrollment End Date

In order to begin another search, users may click the **Clear** button to clear the input fields and start the process over.